

EDINA MODEL YACHT CLUB

SAIL & SCALE NEWSLETTER

APRIL 2005

VOLUME 14, NUMBER 4

BUILDING BRIDGES TO ADVANCE UNDERSTANDING

The 32nd Annual SBAA Conference will be held in Minneapolis, Sunday, June 26 through Wednesday, June 29, 2005. This will be a combined conference with the International Federation of Hydrocephalus and Spina Bifida (IFHSB). The host hotel will be the Hyatt Regency, Minneapolis with overflow across the street at the Millennium Hotel.



Dan Akins Photo

This is an exciting opportunity for us in Minnesota and the surrounding Midwest to interact with the rest of the country and world on issues impacting those living with spine bifida. There will be sessions on adult issues, neurosurgery, urology, orthopedics, learning, parent chats and much more. The preschool program, youth camps, teen dance, youth and adult alliance reception will again be in the programming for next year. We anticipate an attendance of 1,000 people.

The Edina Model Yacht Club has been asked to help provide some entertainment for the attendees of this national conference.

We have agreed to put on a mini, Parade of Boats style, show on Tuesday June 28th 2005. We will have an outdoor on the water show and an indoor display on Tuesday evening during our regular running hours. As this event gets closer we will

inform you of all the necessary details. At this time mark your calendars for Tuesday, June 28th and plan on attending, we need all types of boats and a lot of them to make this a successful event. For more info or if you would like to help organize the event contact Commodore Olsen.

For more information:
Paul Olsen, [redacted] **EMYC Commodore.**
Deb Hughes, [redacted] **Conference Chair.**

SCHEDULE OF EVENTS:

- *Open Boating every Tuesday and Thursday 5:30 - 9:00 p.m. and every Sunday 4:30 - 9:00 p.m. -*
- April 19, Tues7:00-9:00 p.m.Membership Meeting
- April 30, Sat10:00amSailboat Tune-up
- May 1, Sun9:00am-3:00pmAntique Toy, Doll & Advertising Show

COMMODORE'S CORNER



By Paul Olsen

I would like to thank Andy Valentine for all the time and effort he put into developing the EMYC website and its operation. "Thank you very much." Andy will bring Joe Steele, our new web master, up to speed in it's operation. Thank you both for working together for a seamless transfer.

Don't forget the Parade of Boats on June 12th. Fred Ferris is organizing frequencies and types of boats. Please call him with this information [REDACTED]. Remember also the Spina Bifida event on June 28th 2005, from 6-8:30pm.

Fred Ferris reports open water on all ponds as of April 1, 2005. Fred had his Laser 671 out on the north pond 2:30 Friday afternoon. Hope to see you all at the pond very soon.

Our sailing season has begun!

—Paul Olsen


IN MEMORY

Anderson Glenn R., age 77, on January 13, 2005 in W. St. Paul. Preceded in death by wife, Hildegard. Survived by brother, Ray Anderson; sister, Helen Lander; sons, Paul & Bruce Anderson; daughters, Peggy Beyer, Jean Anderson, Janet Fisk, & Susan Ouellette; & grandchildren, Rika & Lisa Anderson, & Austin & Laura Ouellette. Funeral Service was Tuesday, January 18th, 10 AM at EMANUEL LUTHERAN CHURCH, 2075 East 70th St. in Inver Grove Heights.

Published in the Star Tribune 2005.

MODEL BOAT CLUB

YOU HAVE A RIGHT TO PLAY WITH LITTLE BOATS WITHOUT SNICKERING BY THOSE WHO HAVE LOST THEIR ABILITY TO ACCESS A JOYFUL PART OF THEIR INNER CHILD



RAY OLSEN '05
EDINA MODEL BOAT CLUB

2005 SAILBOAT TUNE-UP

Saturday April 30th 10:00am in the Bandroom
All members welcome, bring your sailboats.

STRANGE SIGHTING

THE POTATO HAS EYES

By The Potato

At the pond last spring I noticed something few others saw. Jack Gilbertson found a scrap of lint covered food in his pocket and was kind enough to share it with Gary Anderson who had not eaten breakfast that morning.

The potato often sees things others miss or over look.

—The Potato



Jack Gilbertson always willing to share.

AT THE MEMBERSHIP MEETING

MARCH 15, 2005

By Jim Smith



Commodore, Paul Olsen called the meeting to order at 7:00 PM

Commodore introduced the speaker of the evening, Mr. Nathaniel Dickerson, owner of Diversified Solutions of

Minneapolis. Nate gave a 30 minute presentation followed by a 15 minute question and answer session on hobby use of the "Klass Kote" epoxy paint system. The product has been in commercial use for 38 years and surreptitiously by hobbyists for almost



Board member Dave Bros and Commodore Paul Olsen preside at the March meeting.

as long. It is now specifically marketed to modelers in smaller, half-pint, pint and quart cans. 24 mixable colors, 2 primers and gloss and satin catalysts are available. The presentation was well received with many comments to the affect of "I think that I'm going to give this stuff a try." Larry Wheeler took home the sample half-pint of paint that Mr. Dickerson had graciously put up for raffle. Check out the web site at: < www.klasskote.com >

Commodore mentioned that early member, Glenn Anderson had passed away in early January. Many remembered him for his friendliness and cheerful attitude. Commodore announced that Joe Steele had volunteered to take over the club web

site and bring it up to date. Joe, Andy Valentine, Dale Johnson and Tim Smalley will meet and get that ball rolling.

The Spina Bifida mini "Parade of Boats" is scheduled for Tuesday, June 28th from 6 until 8:30 PM. Commodore will meet with representatives


of the Spina Bifida Association to work out the details of the event. Tom Shirley has reserved the Centrum for an indoor display. Commodore will contact Fred Ferris to ask his assistance in frequency control. Dale Johnson mentioned that George Pfeiffer had a spare center section of his sinking ore boat. Dale was asked to pick it up so that the club will have an opportunity to use it at the Parade.



Nathaniel Dickerson from Diversified Solutions, makers of Klass Kote, giving his presentation.



Meeting March 15, 2005, 34 members in attendance.



Ray Johnson made this wonderful card for Warren Freeman and the members signed it.

Bob Larson will contact the other three members who volunteered to work on Parade judging and set up a meeting to discuss judging and awards.

Doug Person mentioned that Warren Freeman is quite ill. Doug had a greeting card which he passed around for those present to sign. He also showed a U S Navy history book that he intends to give to Warren.



Doug Person w/ Navy book. Wayne Snyder raffle winner.

Ray Johnson drew a large cartoon on foam board to be delivered to Warren.

Commodore mentioned a Model Ship and RC

Boat Show in Chicago on March 19th., and reminded members that the model boat show in Manitowoc will take place early this year, over the weekend of May 20th – 22nd.

Erwin Stephenson mentioned the St. Louis Admirals' swap meet on Monday April 11th, (their usual meeting night) which he will be attending.

Bill Poland showed the city's old Mini-Soling sailboat that he had rescued from the garage and refurbished. It will be raffled off later in the spring...probably at the Parade of Boats...to either club members or the general public.



Bill Poland showing the Mini Soling (inset).

Commodore stated that the boating season is shaping up to be a busy one. Sail Tune – April, Poker Run – May, Parade and Spina Bifida show – June, Lighthouse Night – August. With more to be announced.

The raffle (postponed from last month) of the 12 volt power supply donated by Don Sektnan brought in \$17.00 to the club's coffers. Wayne Snyder was the winner.

Don Sektnan showed his "Bouncy II" once again. It now sports 1/16" aircraft plywood planking. Don used an old woodworker's trick, soaking the wood with household ammonia, to get the ply to conform to the hull's compound curves.

Meeting Adjourned: 8:20 PM

– NOTICE –
All Ponds have open water.
Our on the water season has begun!

ABC'S of RC BOATS

For the beginner



By Mike Ross

The first decision. What kind of boat are we talking about? A sail boat, a scale boat, or a FE (fast electric) boat.

If you are interested in sailing. Do you want a boat, just for sailing? Do you think that you might like to race? Do you know

that you do want to race?

If you are interested in fast electrics. Do you just want something that goes fast, or are you interested in getting involved with racing?

For those people who are interested in scale boats. What kind of boat do you like the best? There are work boats, such as River Tow Boats, Tug Boats, and Fire Boats. There are Military Boats including Submarines. In fact there is just about any kind of boat that you can imagine, and if you cannot find something that you like, there is always the option to build it from scratch.


Many people are only interested in running a boat. They will have little, or no interest in getting involved with building models. Some of these people might be willing to do some work to put a boat into the water. While others would be happier if they did not have to do anything at all. For these people, our list contains boats that are "Ready to Run" (RTR), and "Almost Ready to Run" (ARTR). There is a draw back to these boats however. The general rule of thumb here is, the less work that needs

to be done, the more expensive the boat will be. This rule is not absolute, and there are exceptions. There is a growing market of toy boats, that some might find appealing. This market is already quite large and is growing larger every day. Some of these boats are on the list.

For those who are interested in model building. The list contains suggestions for model kits, ideal for someone who has no experience with building models. There is also a list of suggestions for those who have some model building experience other than building RC Boats.

A few quick words about model building. I should start by saying that, while I like to work on models, I am not very good at it. As a result, much of what I have observed about radio controlled model boats, comes from models that other people have built.

I have observed that there seems to be two different schools of thought



Midwest Products 40" and 60" ARR (Almost Ready to Run) PT-109s

about models. There is what I call the European school of thought, and then there is the American school of thought. Europeans love detail, and they put as much detail as they can into their model kits. Thus giving the builder the option to

leave out any detail that they do not want. Americans on the other hand, seem to lean more toward designing more simplified model kits. The kit manufacturers tend to rely on decals and such to provide the details. The thought being, that if the modeler wants more detail? They can make it themselves.

Another thing that I have observed. The Europeans tend to design their models for static display. Without any real consideration for the requirements needed to control these models with radios. For someone who is new to the hobby, trying to properly plan ahead for the proper installation of motors, batteries, and radio equipment, this can be very difficult. After all, you not only need to mount all of this equipment. You must also be able to access it later to make adjustments, and repairs. In contrast, when an American model kit maker claims that their model can be radio controlled, they have designed the kit from the ground up, specifically to be operated as a radio-controlled model.

One result of these two major differences between American, and European model makers, is that the American radio-controlled model boats tend to be more rugged. When running out on the water, accidents will happen. With the more simplified design of the American designed models, the amount of damage is a lot less, and much easier to repair. Another result is that the American design boats, tend to be far easier to operate, and maintain.

Another major consideration for the beginner modeler, is the instruction man-

ual. Because of all of the different languages in Europe, the European model kit makers rely heavily on pictures. A picture can be worth a thousand words, but for a novice model builder who is trying to figure out how to build a model boat. Pictures alone are usually not enough especially if they originally designed the kit as a static model. There will be no photos showing where, or how to mount running hardware. I have had the opportunity to work from a couple of Midwest Products manuals. The Midwest manuals are very readable, and easy to follow. If you follow the step-by-step instructions, the model practically builds itself.

There are two small issues that I have with Dumas models. The first is that Dumas tends to over price their products. While

their items, such as motors, are of a high quality. They are not in my opinion worth the money that Dumas wants for them. The second major issue, is that the Dumas company likes to hide the cost of their models. Instead of selling a complete kit, Dumas will break up a kit into several sub-kits. So while the price of a basic kit seems reasonable.



The Dumas 1954 36' Chris-Craft Commander Express Cruiser.

When you add up the cost of all of the other sub-kits, such as a deck hardware kit, or a running hardware kit, the total cost of the model can get very high. I do not wish to give the impression that Dumas kits are not worth the total cost, because some are worth every penny, or that Dumas is the only company that tends to try to hide the cost of their kits this way. I only want to point out to the less experienced people, that many model kits out there can become far more expensive than the price tag on the box might indicate. By not including everything in a kit that you would need to finish it they do allow you the option to build the kit any way that you wish. You can choose to use the other sub-kits that they recommend, or you could choose to finish off the kit with anything else that you want to use. In the end, the best thing about building a kit, is that you can build it any way that you want. On the other hand, if you stray too far from the recommendations of the kit maker, your boat may end up on the bottom of the pond instead of at the top.

The single most important thing about building a new model, is research! Ask a lot of questions. Try to find someone who has already built the boat you are interested in, and ask

them what they would do differently if they were to build the model again. Even if you cannot find anyone that has built the actual kit that you are interested in, you can probably find someone in the club who has built a kit made by that manufacturer. There are a lot of model manufacturers out there, and some of them use better materials than others, some have better parts (castings etc.) than others, and there is the all-important assembly manual. Some manufacturers will gladly supply any missing parts from a kit, while others will charge you extra to order parts that they should have included in the kit.

Some people define a boat as being "A whole in the water, that you pour money into." This can be true, but it does not have to be true at all! In fact, I have observed that the owners of less expansive boats, seem to have more fun running their boats. On the other hand, there are some museum quality boats in the club, that should be kept locked under glass instead of out on the water.

A couple of quick notes about the listed price information in the list. First the listed prices were the suggested retail prices as of when this article was prepared, and are subject to change with out notice. Second I did not spent a great deal of time hunting for the best available prices.

For those of you who are more interested in Sail boats, or Fast Electrics. There are other articles available, to answer more specific questions.

Scale Boats and Kits:

RTR (Ready to Run)

Wave Chopper Kyosho
Surfer Kyosho
Zig Zag Unknown

ARTR (Almost Ready to Run)

47' Coast Guard MLB Midwest Products
Boothbay Lobster Boat Midwest Products

SAR (Some Assembly Required)

Atlantio Kyosho
Majesty Kyosho (May no longer be available)

Beginner Model Kit

Three Star Tow Boat Scratch built club boat (plans available)
Liberty Tug Midwest Products
Patriot Fire Boat Midwest Products
Deschutes Harbor Models
Jolly Jay Dumas
The Shelly Foss Dumas
Half-Pint Cabin Cruiser Dumas

Novice Model Kit

Cranberry Isle Lobster Yacht Midwest Models
Boothbay Lobster Boat Midwest Models
Sequin Tug Midwest Products
Brooklyn Dumas
Lord Nelson Victory Tug Dumas
Osprey Dumas
Typhoon Dumas
Police Boat Robbe

—Mike Ross



EDINA MODEL YACHT CLUB
Your contact for Yacht Club "Logo Gear"
is

Doug Person [REDACTED]

I have three fantastic catalogues filled with clothing choices you can select to have embroidered by Team Mates, Egan.

Some clothing examples include: Polo and Chambrarty Denim shirts... Sweatshirts, Jackets, Caps, Vests, or your own shirt or jacket, etc. Embroidery options include our club logo and/or burgee with your name, boat name, number, etc.

Typical costs range from about \$28.00 to \$33.00 (of course, price will depend upon the garment choice and amount of embroidery you choose)

Fly your colors...EMYC!!

- NOTICE - END OF ROAD AHEAD

This issue will be the last one for members who have not renewed their 2005 membership.

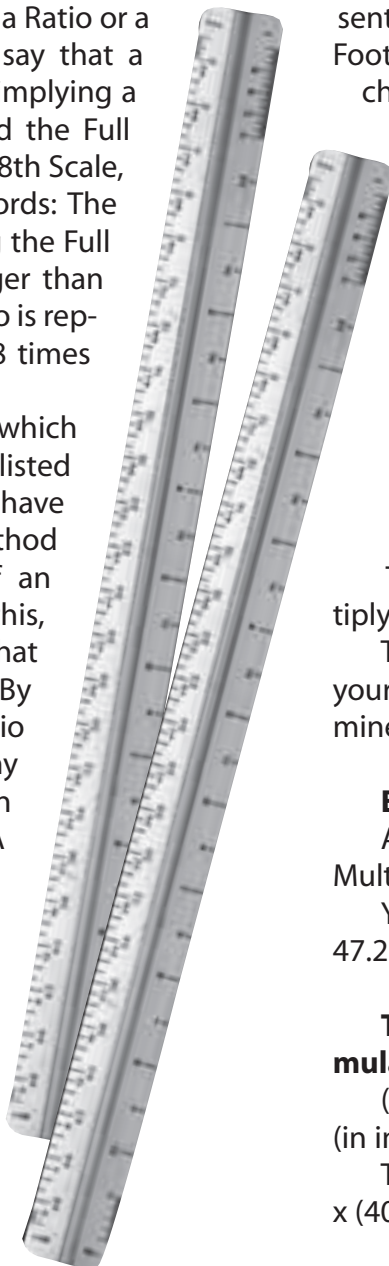
- Farewell until we meet again. -



WHAT IS SCALE? & DETERMINING SCALE

Scale can be thought of as a Ratio or a Relationship. When we say that a model is 1/48th Scale, we are implying a Ratio between the Model and the Full Size Ship. So in the case of 1/48th Scale, the Ratio is 1 to 48. In other words: The "1" in the Ratio is representing the Full Size Ship and is 48 times larger than the Model. The "48" in the Ratio is representing the Model and is 48 times smaller than the Full Size Ship.

To determine the Scale in which you are working if the Ratio is listed as 1/4" Inch to the Foot, you have encountered an alternate method of representing the Scale of an object. To better understand this, you must first understand what 1/4" Inch to the Foot means. By its very nature, Scale is a Ratio and for the Ratio to make any sense, both terms need to be in the same unit of measure. A Scale of 1/48 simply means that 1 measure is 48 times larger than the other. It does not matter if you are measuring in feet, inches or meters. Therefore, to determine what scale 1/4" Inch to the foot" is we need to choose a common unit of measure for both halves of the Ratio. The easiest way to do this is



to convert the "to the foot" part to 12 inches, (12 inches to the foot). You now have 1/4" Inch to 12 inches. It is now a simple matter to divide the 1/4" Inch into the 12 Inches, the result being 48. Now you have determined that 1/4" Inch to the foot is the same as 1/48th Scale.

There are several different ways to represent Scale and finding which ones are equivalent is the key. There are three (3) common ways to represent Scale, they are: 1/48, 1:48 and 1/4" Inch to the Foot. To help you in determining Scale, below is a chart in which to refer:

1 - INCH TO THE FOOT	1/12th Scale
1/2 - INCH TO THE FOOT	1/24th Scale
3/8 - INCH TO THE FOOT	1/32nd Scale
1/4 - INCH TO THE FOOT	1/48th Scale
.166 - INCH TO THE FOOT	1/72nd Scale
1/8 - INCH TO THE FOOT	1/96th Scale
3/32 - INCH TO THE FOOT	1/128th Scale
.083 - INCH TO THE FOOT	1/144th Scale
1/16 - INCH TO THE FOOT	1/192nd Scale

To find the Scale of your Model:

Take the length of the Full Size Ship in Feet, multiply (x) by 12 to get the Length in Inches.

Take that number and Divide it by the Length of your model (also in Inches), and you will have determined the Scale.

Examples:

A Ship with a Hull Length of 378' (Feet), Multiplied by 12 Equals 4536 Inches.

Your Model is 47.25" (Inches), Divide 4536 by 47.25 and you will get 96. Your Scale is 1/96th.

To find the size of the Actual Ship, use this formula:

(Using 1/48th Scale)-48 x length of your model (in inches) then divide this number by 12.

This is the length of the Actual Hull in feet. Ex: 48 x (40") divided by 12 equals (=) 160' (feet).

— From Loyalhanna Dockyard Newsletter

DARTER KING & OCEAN QUEEN' BIG, FAST AND READY TO RUN



Darter King



Ocean Queen

Falcon Trading Co., Inc. is pleased to announce that two new boat models will join our line - the Darter King and the Ocean Queen. These two models give you big boat performance in a completely Ready-to-Run package. Featuring triple water cooled geared motors and a fully proportional radio with two speeds forward, they will thrill you to run and show off! They use two 9.6 volt NiMh battery packs (sold separately), and reach top speeds of 15 mph! A sturdy display stand/cradle is also included with each model.

You'll be impressed by the sound of the triple motors, the noise of the big hull splashing through waves and the maneuverability of the stepped hull design. The big rudder executes turns without effort, and the sight of the exhaust from the water cooled motors coming from the sides of the hull is really inspiring. Approximate run time is 10 12 minutes at full throttle. Each model comes with FOUR different frequency crystals, making it easy to change frequencies and go racing. Get more than one and race with your friends!

You've not seen any other Ready-to-Run electric boats as impressive as the Darter King and Ocean Queen. Stop in at your favorite hobby shop and pick one up today! For additional information, visit our web site at www.falcon-trading.com. Great Power Darter King (Florescent Red) - Stock #70946 Great Power Ocean Queen (Yellow) - Stock #70947

Specifications (both models):

Length - 43" Beam- 15" Weight- 11 lbs. Motors - Three geared water cooled motors Radio - Two Channel on 27 mhz with four different frequency crystals Your Price: \$299.99

Also required (available separately):

Battery Set- Stock #70948 Includes two 9.6 volt 4000mah NiMh packs and 14 AA alkaline cells Price: \$74.99

SPECIAL THANKS

To all the members that contributed to this issue of the Sail & Scale. Without you this publication would be nothing.

Fred Ferris, Ray Johnson, Loyalhanna Dockyard Newsletter, Paul Olsen, Doug Person, The Potato, Alex Raupp, Mike Ross, Jim Smith.

- NOTICE -

MONTHLY MEETINGS

During this time of year it is very difficult to tell exactly where the monthly meetings will be held. We will try to hold them in the Centrum Building but often times the building is not available, in that case the meeting will be switched to the Band Room in the Garage, as in the winter.

- Please check both locations. -

ANTIQUE TOY, DOLL & ADVERTISING SHOW

Sunday May 1, 2005 9:00 a.m. to 3:00 p.m.
Progress Center, MN State Fair Grounds
Enter at Snelling/Hoyt Avenue Gate.
Adults \$5.00 • Children Free

EMYC New Members

Thomas Chamley
Lawrence Covin

- Welcome to the Club -

CLUB SHIRTS HATS ETC.

Contact:

Douglas Person

Cub Burgees and Stickers


Contact:

Tom Weigel



EDINA MODEL YACHT CLUB

**Centennial Lakes Centrum
7499 France Avenue South
Edina, Minnesota 55435
www.emyc.org**



APRIL MEETING

**TUESDAY, APRIL 19, 2005 7:00 P.M.
CENTENNIAL LAKES CENTRUM BUILDING**

PRESENTATION ON MODEL CONSTRUCTION

At the April meeting Kirk Brust will tell us about the construction of his new 6ft Edmund Fitzgerald.

Special Interest Contacts:

Membership:

Dale Johnson [REDACTED] [REDACTED]

Scale Boating:

Tim Smalley [REDACTED] [REDACTED]

Sail Boating:

Tony Johnson [REDACTED] [REDACTED]

Fast Electric:

Dan Proulx [REDACTED] [REDACTED]

2005 Board Members

Commodore: Paul Olsen [REDACTED]
Vice Commodore: Tim Smalley [REDACTED]
Vice Commodore: Dave Bros [REDACTED]
Vice Commodore: Dale Johnson [REDACTED]
Vice Commodore: Alex Raupp [REDACTED]

Newsletter Editors: Dale Johnson & Alex Raupp
[REDACTED]

Please send articles by email to:

[REDACTED]
Deadline for articles to be considered for the May publication will be Monday April 25, 2005.