

EDINA MODEL YACHT CLUB

SAIL & SCALE NEWSLETTER

NOVEMBER 2005

VOLUME 14, NUMBER 11

2005 SEASON END



By Dale Johnson

Another boating season is drawing to an end, and the Sail & Scale staff prepares to take a one month breather.

A time to regroup and get ready for another exciting year of RC Boating.

I feel it is important to thank the members who have helped me put together the newsletter because I can use all the help I can get. In alphabetical order they are; John Bishop, Ron Bongard, David Bros, Fred Ferris, Ray Johnson, Tony Johnson, Dan Lewandowski, Terry Mackey, Paul Olsen, Douglas Person, Dan Proulx, Alex Raupp, Michael Ross, Don Sektnan, Timothy Smalley, James Smith and Andy Valentine. There is always room for a few more names in the list.

Membership this year remains the same as last year, 151 members as of this printing.



SCHEDULE OF EVENTS:

- **Open Boating every Tuesday and Thursday 5:30 - 9:00 p.m. and every Sunday 4:30 - 9:00 p.m.** -
- November 12, Sat6:30 pmDrydock Party
- November 15, Tues7:00-9:00 pmSwap Meet

COMMODORE'S CORNER



By Paul Olsen

Thanks to all of you for making this year another great one for the club. I'd like to give


special thanks to the board for being ready and willing to help whenever the need arose in planning an event or solving a problem.

REMINDER... the Dry Dock party is Saturday, November 12th. There will be a social hour with hors d'oeuvres 6-7 p.m. Dinner will follow, catered by Famous Dave's restaurant. Same menu as last year: ribs, brisket and chicken with several side dishes. If you have not yet made a reservation for this event, please call me at 952-884-4833 by November 10th.

In place of our regular meeting on November 15, we will have a swap meet. Bring the items you wish to trade or sell. Tables will be provided. Meet in the garage.

I've enjoyed the privilege of being commodore for the last two years. The spirit of cooperation has impressed me. It leaves me with a very good feeling about the members of the club. I'm looking forward to seeing where the new commodore and board will lead us.

- Paul Olsen



EMYC SWAP MEET

NOVEMBER 15TH 2005

7:00 P.M.

IN THE CENTENNIAL
LAKES GARAGE

BRING ITEMS TO SWAP

OR SELL

TABLES WILL BE PROVIDED

2005 MEMBERSHIP

• 151 members.

AT THE MEMBERSHIP MEETING

OCTOBER 18, 2005



By Jim Smith

Commodore, Paul Olsen called the meeting to order at 7:00 PM

Commodore asked new members and guests to introduce themselves. There were none.

Dave Bros announced that a condominium / office building is in the early planning stages on or about the site of the, now closed, Centennial Lakes Movie Theater. The proposed 16 – 18 story building might be quite detrimental to North

Pond sailing... especially with north or northwest wind conditions. The City of Edina has yet to approve the structure.

A sign-up sheet for Dry Dock Party attendance (Nov. 12th) was circulated. Members were advised to keep the list up-to-date. Sign ups should be made as soon as possible. Please



New Commodore Dan Lewandowski.

advise of any cancellations as well! Dan Lewandowski said that Famous Dave's would be catering again, this year. Choices are ribs, beef brisket, chicken.

Tim Smalley is looking for any 2005 photographs of club activities for inclusion in his slide pres-



Ballots for 2006 officers are counted at the September meeting.

entation at the Party. He would appreciate receiving them on a CD to preclude overloading his email account.

Dale Johnson mentioned the club's annual Swap-Meet. It will take place in the Centennial Lakes Garage during the normal club monthly meeting times on November 15th.

Commodore opened the meeting to additional nominations for club officers for 2006. There were no additional nominations. Ballots were distributed, voted and counted. Results were: Commodore – Dan

Lewandowski. Vice Commodore: - Terry Mackey, Alex Raupp, Andy Valentine, Larry Wheeler.

Dave Bros requested input as to what members would like to have presented at club meetings next year. Members were interested in sail-making,



Meeting October 18, 2005 with 35 members in the band room.



fiber-glassing, electronics. Activities mentioned were steering regatta, balloon tag, poker run plus attempting to generate more middle pond attendance during Tuesday, Thursday and Sunday open boating times.

Joe Steele showed his recently completed "Helen" trawler. He

mentioned the use of electrical painted on "Insulating Coating" instead of heat shrink on electrical joints.

Don Sektan demonstrated his method of lining up motor, universal joint and drive shaft using an old



Joe Steele showing his new Helen.

motor with its armature removed.

Paul Olsen passed around a stainless steel anchor that he scratch built for his Streetcar Boat.

Meeting adjourned 7:30 PM



Just received a New Catalogue!



EDINA MODEL YACHT CLUB

Your contact for Yacht Club "Logo Gear" is

Doug Person (952) 926-4934

I have three fantastic catalogues filled with clothing choices you can

select to have embroidered by Team Mates, Egan.

Some clothing examples include: Polo and Chambrarty Denim shirts... Sweatshirts, Jackets, Caps, Vests, or your own shirt or jacket, etc. Embroidery options include our club logo and/or burgee with your name, boat name, number, etc.

Typical costs range from about \$28.00 to \$33.00 (of course, price will depend upon the garment choice and amount of embroidery you choose)

Fly your colors...EMYC!!

POST-SEASON
DRY DOCK PARTY

Saturday,

November 12th 2005

6:00 pm till 11:00 pm

- Free to members -

It's not to late to attend just

call Paul Olsen at:

952-884-4833

BUILDER'S CORNER

PART 1: INTRO TO LED'S – WHAT THEY ARE, WHAT'S AVAILABLE AND WHY USE THEM



By Dan Lewandowski

LED's are solid-state devices – they do not have a filament that heats up to produce light like incandescent bulbs. Because of this, they use very little current, do not heat up, take a lot of rough handling and last thousands of hours. LED's come in

a variety of colors including white, and new technology provides pleasing white color and high brightness.

LED's are polarity sensitive, so you will need to observe how you connect the power when wiring them. The LED anode is the positive power lead. It is usually the longer of the two leads. The LED cathode is the negative power lead. It is the shorter

power lead and is also marked by a flat spot on the rim of the LED base. Figure 1 shows the main parts and polarity of a typical LED.

Various LED's are rated at 2 to 5 volts. But LED brightness is controlled by limiting current with a small resistor in series with the LED. Any supply voltage from 2 to 15 volts can be used to power any LED's (more about this in Part 2 next

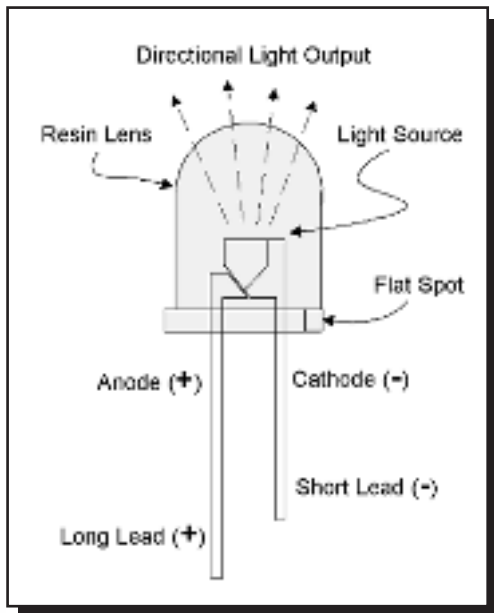


Figure 1: A Typical LED.

month). This greatly simplifies the use of an assortment of LED lights on a model, using whatever main battery voltage is available, or using the motor speed control BEC (battery eliminator circuit) as a fixed voltage source to power the lighting circuit.

Types of LED's

LED's come in many sizes, shapes and colors. There are even flashing LED's that make it easy to add flashing beacons to your model.

Typical round LED's come in three sizes, referring to the diameter of the lens: 2mm, 3mm, 5mm

The most common shape is the round dome with bottom power leads. There is also a wide variety of square, rectangular and miniature shapes.



Colors include red, yellow, green, blue and white (purple, aqua, etc are also now available). White LED's come in two shades – a bright very white color with a bluish cast, and a recently introduced YeloGlo LED that duplicates the more familiar "warm-white" of incandescent bulbs. In addition to the range of colors, you can get a range of intensities from low to super-bright. Comments about dim LED's are in part due to the use of low intensity LED's without knowing the intensity specification.

LED's can be very bright, but they are "directional" – emitting light over a relatively narrow angle from the top of the housing. This can be improved in a number of ways that will be covered in Part 3.

Sources of LED's

LED's can be purchased at hobby shops, Radio Shack, and at various on-line sources. Colored LED's can be found for

less than \$1 to about \$1.25 each. White LED's are a bit more expensive. A wide variety of LED's – including size, high intensity and wide angle - is available on line.

Some good on-line sources are:

www.miniatronics.com Miniatronics (also stocked at hobby shops) is an excellent source for LED's.

www.walthers.com Search for Miniatronics YeloGlo and Oregon Rail Supply bright white LED's.

www.allelectronics.com Great surplus site for LED's and electronic parts. Great deals on LED's.

www.mouser.com Huge selection with wide range of specifications

www.digikey.com Huge selection with wide range of specifications

Hub Hobby orders from Walthers and can get Miniatronics and Oregon Rail Supply LED's.

Cost of LED's vs. Incandescent

LED's are nearly the same cost as grain-of-wheat and grain-of-rice bulbs, and are economical to use, especially considering their virtually unlimited life. The following are prices from various sources.

YeloGlo LED's \$1.30 each for either 3mm or 5mm, based on 10 pack sale currently at Walthers.

Bright white LED's \$2.00 each from Walthers/Oregon Rail Supply

\$4.00 plus each from Radio Shack or Miniatronics.

\$1.00 at Allelectronics.com

Red, Yellow, Green Less than \$1.00 to \$1.25 from Radio Shack and other sources.

Incandescent Bulbs \$0.85 to \$1.80 each , per size and voltage. Miniatronics is an excellent source.

Advantages (and Disadvantages) of LED's

LED's have numerous advantages. They use much less current and much less battery capacity than incandescent bulbs. The battery supplying LED's can be any voltage from about 5 to 15 volts. Only a small, cheap resistor is required to control the current to and brightness of an LED. The speed control BEC can also be used to power the LED's with the advantage of providing constant LED brightness even as the battery voltage runs down. Incandescent bulbs are highly dependent on voltage to control bulb brightness and require batteries matching the voltages of the various bulbs used.

LED's will last virtually forever. They are shock and waterproof. Miniatronics does make an incandescent bulb rated at 10,000 hours – a great bulb, but don't over power it. Other incandescents will burn out or fail and require replacement, not always easy and sometimes impossible in a finished model.

LED's do not heat up. Some larger incandescents can produce significant heat and must be mounted away from plastic parts.

LED housings can be easily carved or shaped and painted to form navigation, deck, spot and mast lights. Incandescents require fashioning separate light fittings. LED's work exceptionally well for directional lights like spots, navigation and directional mast lights.

There are some disadvantages to LED's. They emit maximum brightness from the top of the housing body at a narrow angle. For applications where wide-angle or 360 degree brightness is required, the LED lens can be shaped and frosted to provide good brightness. More on this in Part 3.

Here is a picture of the tug Rosco, lit with LED's.



The tug Rosco, lit with LED's.

WINDS OF NOVEMBER



By Ron Bongard

As Gordon Lightfoot says in his ballad about the sinking of the Edmund Fitzgerald, "when the skies of November turn gloomy," reminds us that our boating days are slowly coming to an end for this season.

Our family spent short vacations in Duluth in days past and saw the Edmund F. on several occasions, even taking pictures of it under the lift bridge. So, on Nov. 10 I will play the ballad as I have done since Lightfoot wrote the song.

Since finishing my Amsterdam six years ago, I have found a night in October to run the pond with all lights turned on. Watching the boat run silently with lights reflecting in the water has been a real joy to me and a delight to the few who walk in the brisk air.

Usually I am the only one running a boat, but a couple times I spotted a sail in the north pond as the sun was setting. I suspect it was Fred. On one occasion, I thought I was the only person around, when to my surprise a voice came out from the

shadows. A gentleman, unnoticed by me, started to tell me how much he enjoyed seeing the boat at night and continued to say how much he appreciated our club and the many times he watched our boats running.

That made me think about all the times people would admire our boats, asking questions, children wide-eyed at our boats, or shouting for someone to "squirt" them and the general joy our club brings to people.

What a privilege we have from the city of Edina to have our EMYC and personal joy to share with others.

The pond will harden and the skating season will begin. The good memories of the past season will linger, friendships enjoyed and perhaps a new boat will enter the "shipyard." Blow, winds of November, can spring be far behind?

—Ron


ABC'S of RC BOATS *For the beginner*

Are you Aligned?



By Don Sektan

When you're setting up your boat you can achieve a more perfect alignment of your motor and stuffing box by making this dummy motor set-up. Try



Don shows the placement of the motor and shaft.

getting out an old motor of the same size as the one you intend to use and run a longer shaft through the motor to the stuffing box. Use a spacer to allow enough clearance for the dog bone. This setup allows you to try different positions until you have everything just

right. Now that everything is in alignment you can go ahead and glue it in.

—Don

2005 ODOM FUN SAIL



By Terry Mackey

There were great winds from the S/SE (5-12)...the perfect scenario to have the start and finish line at the "keyhole". Two

windward marks were placed in case there was a wind shift...we could use either one. The same was done for the leeward marks. The buoys were in place by about 9:45...thanks Craig and Eric.

There were 6 boats ready to race...then Judd found the shallow spot with his boat. Fred took the controls and was able to free it by about 10:15. Our brief skippers meeting went something like this; "Hey, we already have two windward and two leeward marks out...why don't we use them all". That was about it, so the course was a windward start between the two green marks, port rounds on all the other marks and back through the green marks. Oh, and the start/finish line was open...so you could sail between or around the green buoys...your choice!

We were real sophisticated, actually used an AMYA one-minute start CD. Alex ran the starts, recorded the finishes, took photos and helped with buoys...thanks, thanks, thanks. We were off at about 10:30...did I mention the great winds? It was a little brisk all day, getting to a high near 58. Some of us gloved-up...did I mention it was brisk?

Larry had to leave after race 9, but the rest of us got 11 races in before a lunch/warm-up break...Went to Quiznos, their steak sandwich missed the mark (voted by Judd and me)...yuk

Back racing by 1:00...burp! Yuk!

Alex raced my #386 for a while...out of 6 races he had a couple bullets (1st place). I think he had some fun and gave me some time to take more pix.

We raced by the rules, but there were a few unintentional bumps with ensuing penalty turns. Unless there was a need to adjust sails, empty water or repair something...the CD started as soon as all boats finished.

The last 6 or 8 race courses were called by different sailors..."through the greens, starboard round on the first buoy and a port round on the tall orange one then home," "downwind start and do the course in reverse twice," "sprint to the first buoy



then straight back to the finish", etc. That was new and interesting! At one point we even switched boats! By 3:00 we had documented 28 races! We also did a few 3-4 lappers that didn't count. Hard to stop...it was getting warmer 58 1/2 degrees by now?

Thanks to Dale Johnson, Paul Olsen and Dave Bros for spending some time with us.

See PHOTOS on the EMYC site for more shots. There are four folders.

<http://www.emyc.org/photo/album_details.asp?id=126>

PS. Bob Hollenzers just called me to explain why he didn't make the event. He's recovering from a heart attack he had last month while he was getting a check up at his Doctor's office (good timing)!! He's doing fine...we all wish you a speedy recovery.

—Terry

ST. LOUIS REGATTA

By Dale Johnson




The 17th Annual St. Louis Admirals September Regatta may have been their best yet. Tom O'Dell reports that the weather was perfect making it a great weekend for the event.

The Admirals had 57 people from eleven different states registered and 144 boats on display. O'Dell attributes the success of the event to the hard working members who did a tremendous amount of work putting on their show.

Congratulations to the St. Louis Admirals on their successful event, they certainly are doing an excellent job of promoting and sharing the hobby of RC Boating with the public.



The St. Louis Admirals impressive awards table.



Dave St. Clair of the St. Louis Admirals has built this crowd pleaser and it is a real favorite with the kids the Theodore Too.

SPECIAL THANKS

To all the members that contributed to this issue of the Sail & Scale. Without you this publication would be nothing.

Ron Bongard, Ray Johnson, Dan Lewandowski, Terry Mackey, Paul Olsen, Alex Raupp, Jim Smith.

- NOTICE -

MONTHLY MEETINGS

During this time of year it is very difficult to tell exactly where the monthly meetings will be held. We will try to hold them in the Centrum Building but often times the building is not available, in that case the meeting will be switched to the Band Room in the Garage, as in the winter.

- Please check both locations. -

SAIL & SCALE STAFF

I am still looking for a writer to join the Sail & Scale staff. A person that can write a monthly column and deliver it as an electronic file (preferably over the internet) ready to publish, not meaning formatted, just a plain text file spelling and grammar checked. You must have a respect for deadlines.

If you are interested contact Dale Johnson at: 952-854-3243 or drj528847@mn.rr.com

CLUB SHIRTS HATS ETC.

Contact:

Douglas Person (952) 926-4934

Cub Burgees and Stickers

Contact:

Tom Weigel (952) 941-1197



EDINA MODEL YACHT CLUB

**Centennial Lakes Centrum
7499 France Avenue South
Edina, Minnesota 55435
www.emyc.org**

NOVEMBER MEETING

**TUESDAY, NOVEMBER 15, 2005 7:00 P.M.
CENTENNIAL LAKES GARAGE BAND ROOM**

ANNUAL SWAP MEET

At the November meeting we will be holding our annual membership Swap Meet. Bring your items for sale to the Tuesday Meeting.

Special Interest Contacts:

Membership:

Dale Johnson (952) 854-3243 drj528847@mn.rr.com

Scale Boating:

Tim Smalley (651) 493-0863 tmsmalley@yahoo.com

Sail Boating:

Tony Johnson (952) 470-8818 tonyj@visi.com

Fast Electric:

Dan Proulx (763) 551-4953 danproulx@comcast.net

2005 Board Members

Commodore: Paul Olsen (952) 884-4833
Vice Commodore: Tim Smalley (651) 493-0863
Vice Commodore: Dave Bros (952) 939-8071
Vice Commodore: Dale Johnson (952) 854-3243
Vice Commodore: Alex Raupp (952) 938-4902

The Edina Model Yacht Club Sail & Scale Newsletter is published monthly except for December.

Newsletter Editors: Dale Johnson & Alex Raupp
8525 Bloomington Ave. So
Bloomington, MN 55425

Please send articles by email to:
drj528847@mn.rr.com
Deadline for articles to be considered for the
January publication will be
Monday Dec. 26, 2005.