

# EDINA MODEL YACHT CLUB

## SAIL & SCALE NEWSLETTER

MARCH, 2010

VOLUME 19, NUMBER 3

### A BOAT OF HISTORIC PROPORTIONS



#### Submitted By Dale Johnson

**S**CHAGEN, Netherlands — The massive central door in the side of Noah's Ark was thrown open — you could say it was the first time in 4,000 years — drawing a crowd of curious pilgrims and townsfolk to behold the wonder. Of course, it's only a replica of the biblical Ark, built by Dutch creationist Johan Huibers as a testament to his faith in the literal truth of the Bible.

Reckoning by the old biblical measurements, Johan's fully functional ark is 150 cubits long, 30 cubits high and 20 cubits wide. That's two-thirds the

length of a football field and as high as a three-story house.

Life-size models of giraffes, elephants, lions, crocodiles, zebras, bison and other animals greet visitors as they arrive in the main hold.

"The design is by my wife, Bianca," Huibers said. "She didn't really want me to do this at all, but she said if you're going to anyway, it should look like this." A contractor by trade, Huibers built the ark of cedar and pine — biblical scholars debate exactly what the wood used by Noah would have been.

*(cont. on page 5)*

#### SCHEDULE OF EVENTS:

March 16, Tuesday .....7:00-9:00 p.m. ....Membership Meeting  
April 20, Tuesday .....7:00-9:00 p.m. ....Membership Meeting  
April 24, Saturday .....Three Pond Race

# COMMODORE'S CORNER



By Joe Steele

Here we are in March and close to "ice-out". Are you ready?

Last month's meeting was jam-packed with information with Paul Olsen leading the way. Thanks to all for making it a successful night.

This month Tony Johnson will present basic information on sailing. There is no one better to share this information because he has been a leading national sailor for years. Don't miss this one.

Dale Johnson continues to keep the web site up-to-date with new announcements, recent newsletters and photos. Send him your photos so the world can see your works. Visit the site often to keep up with the latest club news and see the newsletter in full color. Thanks Dale.

*Let's see if the sailors have it.*

—Joe Steele



## CLUB SHIRTS HATS ETC.

### Contact:

Kevin Waldo (612) 789-7104

## Cub Burgees and Stickers

### Contact:

Mickey Kirihara (952) 881-2866

RICHFIELD  
612-866-9575

LITTLE CANADA  
651-490-1675



OPEN...MON-FRI, 10:00-9:00...SAT, 9:30-5:30...SUN, 12:00-5:00

SHOW YOUR EMYC CLUB CARD AND RECEIVE  
10% OFF ON ALL NON-DISCOUNTED ITEMS!

\*Richfield\*  
6410 Penn Ave. S.  
Richfield, MN 55423  
(1 blk S of LUNDS)



\*Little Canada\*  
82 Minnesota Ave.  
Little Canada, Mn 55117  
(Hwy 36 & Rice St.)





## BUILDERS' CORNER



### SIMPLE FOG JUICE (GLYCOL) SMOKER -A 12V DESIGN FOR YOUR BOAT - PART 1

By Dan Lewandowski

You can build this simple smoker in an hour with readily available low cost parts. The big breakthrough in this design is the use of a simple resistor as the heater element rather than the complicated wound coil of specifically sized nichrome wire in most designs for model boats. The resistor allows design of a small, compact, lower amp unit that puts out a lot of smoke for the power used.



#### Parts and Materials:

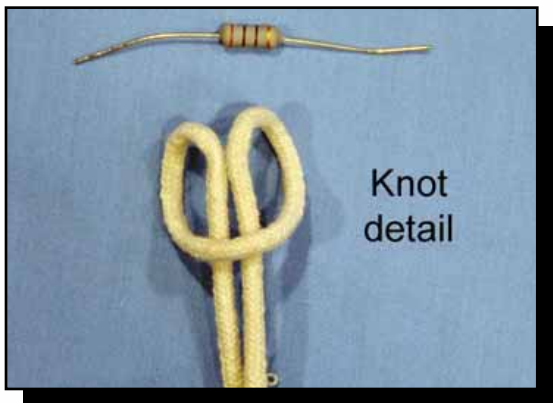

- Resistor, 10 ohm, 1watt                      Radio Shack                      RS 271-151
- Fan, 40mm, 12V                                      AllElectronics.com #CF318
- (<http://www.allelectronics.com/make-a-store/item/CF-318/12VDC-40MM-COOLING-FAN/1.html>)
- Lamp wicks, cotton                                      Hardware store
- Project Box, 2" x 3"                                      Radio Shack                      RS 270-1801
- Stack tube (e.g. a syringe tube)                      Surplus store to fit model
- Wire, Silicone insulated, 18g.                      Silicone sealant
- Glycol based fog fluid - Party or other stores that sell or rent fog machines. (Twin City Costume and Magic in St Paul carries a very good brand)

#### Assembly:

The pictures tell the story. This smoker was designed to run at about 1.2 amps with a 12V battery. The 10-ohm, 1watt resistor gets very hot and evaporates the fog juice off the wick. Do not let the system run dry. The unit is very efficient and puts out a lot of smoke for the 14 watts of power it consumes. It pays to use a good quality smoke fluid containing a mix of glycols that give smoke with good density and "hang- time". The fluid is available where party or holiday fog machines are sold or rented.

The box specified is 2" x 3", but pick a size to fit your model. One end of the box holds the heater (resistor) and stack. The fan is mounted on the lid at the other end of the box. Lay out the parts to determine where to drill the holes for the resistor

(Continued on page 6)



## A BOAT OF HISTORIC PROPORTIONS (CONT.)



Huibers did the work mostly with his own hands, using modern tools and occasional help from his son Roy. Construction began in May 2005.

On the uncovered top deck — not quite ready in time for the opening — will come a petting zoo, with baby lambs and chickens, and goats. And one camel.

Visitors on the first day were stunned.

"It's past comprehension," said Mary Louise Starosciak, who happened to be bicycling by with her husband while on vacation when they saw the ark looming over the local landscape.

"I knew the story of Noah, but I had no idea the boat would have been so big." In fact, Noah's Ark as described in the Bible was five times larger than Johan's Ark.

But that still leaves enough space near the keel for a 50-seat film theater, where kids can watch the segment of the Disney film "Fantasia" that tells the story of Noah.

Another exhibit shows water cascading down on a model of the Ark. Exhibits on the third level show ancient tools and old-fashioned barrels, exotic stuffed animals, and a wax model of an exhausted Noah reclining on a bed in the forecabin.


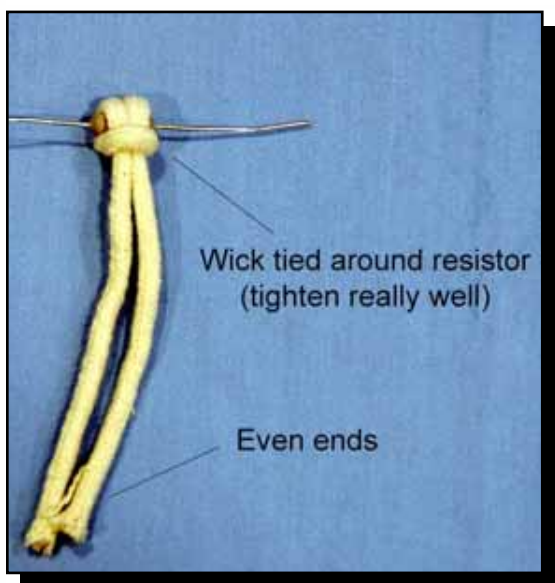
Genesis says Noah kept seven pairs of most domesticated animals and one breeding pair of all other creatures, plus his wife, three sons and three daughters-in-law together on the boat for almost a year while the world was deluged.

Perhaps it was only logical that the replica project would be the brainchild of a Dutchman: fear of floods are ingrained in the country's collective consciousness by its water-drenched history.

*Article From FoxNews.com*



## BUILDER'S CORNER (CONT.)



power leads. The holes should be near the top edge of the box since the box is the fluid reservoir, and the holes should be sized to be a tight fit around the silicone insulation on the power wires. The box should be filled to less than half full to avoid spillage. Strip two short pieces of silicone insulation from some high temperature stranded wire and insert them into the holes to act as heat insulators. The resistor leads will get very hot and the silicone insulation will prevent possible melting of the plastic box around the holes.

After tying the wick around the resis-

tor, push the ends of the leads through the insulators and, center the resistor and bend the ends of the leads upwards to hold the resistor in place, and attach power leads.

*Part 2 of this article will be in the April issue of Sail and Scale.*

## THINK YOU CAN BUILD BOATS?

By Ken Moe



I am new to model boating and radio control. Last summer was my first try at it. That's when I joined EMYC. Although I have been in model railroading for years, all this is


brand new to me. My wife, angel that she is, got me a 19' Chris Craft runabout for Xmas of 08' and after a few months it turned out pretty good. It even runs, it doesn't have a burgee on the front mast ( the result of a certain commodore running me into the wall with one of his Plastic bullets.)So building the U.S. Crocket would be no big deal, Right ? I know... you have some land in Fla going real cheap.

My wife, the angel came through last Christmas and got me the U.S.Crocket, and as I opened the boxes ( she got the deck hardware and running gear add-ons) the initial shock after looking at all the pieces and seeing what I was in for hit me. I had a pot of coffee to calm me, ( I don't drink, only bad habit I don't have) after the shakes subsided I started reading. Dumas has really hard plans to figure out. The great drawings don't always match the printed instructions. Being a little head strong as proved by my profession I jumped right in. By the end of a couple of weeks I had something resembling a hull, all 53 ½ inches of it. For anyone crazy as I am that wants to build one of these the wooden parts fit really nice, but there are a ton of them.

I guess Dumas never heard of plastic because they want you to whittle a lot of little boxes, hatches and doors and etc.

Any way by the end of January I had a hull ready for glassing, a superstructure ready for final sanding, a lot of scratch building done. With any luck I may have it done before the 2010 freeze. After almost burning out my Dremel tool getting the flashing off the many casting (another reason Dumas should look into plastic) I am progressing. I would like to have it launched by the april three ponds, but then I believe in the tooth fairy too... more later if I am not committed by then.

—Ken Moe



SAIL INTO  
**HobbyTown USA**

Quality Service · Great Prices

**\$5 OFF**  
purchase of \$25

Brooklyn Park, MN · 7916 Brooklyn Blvd · (763) 424-6052  
Hermantown, MN · 4879 Miller Truck Hwy · (218) 723-7114

Take \$5 off your next purchase of \$25 or more. Not valid with any other offers, coupons or on the sale of gift cards. Limit one per customer. Present coupon to receive discount. Valid at the Minnetonka, Hermantown, & Brooklyn Park MN HobbyTown USA® store locations only.

[www.hobbytown.com](http://www.hobbytown.com)

**Special Thanks...**To members that contributed to this Sail & Scale issue : Dale Johnson, Dan Lewandowski, Ken Moe, Joe Steele, and Julia Moen.

**T**wo fishermen were out on the lake when one of them dropped his wallet into the water. A carp came along and snatched up the wallet. Soon came another carp who stole it away and then a third joined in. Remarked one of the fisherman, "That's the first time I've ever seen carp-to-carp walleting."

## NAUTICAL KNOW-IT-ALL

By Dan Lewandowski



### STARS AND BARS

**D**uring the Revolutionary War and the War of 1812,

American ships were very successful in naval engagements against the British. One contributing factor to the success was the American tactic of firing to destroy the rigging of an opponent, while the British typically concentrated on "holing" the hull of their opponents. It was easier to damage rigging to the point of disabling a ship than it was to severely damage the hull and deck.

The American ships, of course, flew the American flag - the "Stars and Bars". But there was another meaning to the term "Stars and Bars" that was related to the American approach to naval warfare. What else did the term refer to? (Hint: London newspapers referred to it in cartoons deriding the British Navy for losing battles with the upstart American Navy.)

Last month's Nautical Know-It-All answer:

The Oasis of the Seas 1/350th scale model would be about 3'-5" long and a bit over 7" wide. Its scale "gross tonnage" in pounds would be 225,282 x 2000 (to convert tons to lbs) divided by the scale factor cubed ( $350^3 = 42,875,000$ ), or about 10.5lbs.



## EDINA MODEL YACHT CLUB

Centennial Lakes Centrum  
7499 France Avenue South  
Edina, Minnesota 55435  
[www.emyc.org](http://www.emyc.org)



## MARCH MEETING

TUESDAY, MARCH 16, 2010 7:00 P.M.  
CENTENNIAL LAKES GARAGE BAND ROOM

### AGENDA:

-Basic Information on RC Sailing

### Special Interest Contacts:

#### Scale Boating:

Dan Lewandowski (952) 829-9227 [dlewandowski@emyc.org](mailto:dlewandowski@emyc.org)

#### Sail Boating:

Tony Johnson (952) 470-8818 [tjohnson@emyc.org](mailto:tjohnson@emyc.org)

#### Fast Electric:

Dan Proulx (763) 551-4953 [dproulx@emyc.org](mailto:dproulx@emyc.org)

## 2010 Board Members

**Commodore:** Joe Steele (612) 940-3068  
**Vice Commodore:** Paul Olsen (952) 884-4833  
**Vice Commodore:** Don Westley (952) 922-9081  
**Vice Commodore:** Dick Walker (952) 806-9922  
**Vice Commodore:** Kevin Waldo (612) 789-7104  
**Secretary:** Julia Moen  
**Treasurer:** Larry Wheeler

The **Edina Model Yacht Club Sail & Scale Newsletter** is published monthly except for December.

**Newsletter Editors:** Todd & Julia Moen  
(612) 729-7690  
[jmoen@pro-ns.net](mailto:jmoen@pro-ns.net)

**Webmaster:** Dale Johnson  
[djohnson@emyc.org](mailto:djohnson@emyc.org)

Please send articles by email to:  
[jmoen@pro-ns.net](mailto:jmoen@pro-ns.net)

Deadline for articles to be considered for the  
April publication will be  
Friday March 26, 2010

