


EDINA MODEL YACHT CLUB

SAIL & SCALE NEWSLETTER

MAY, 2010

VOLUME 19, NUMBER 5

DISCOVERING COLUMBUS' SHIPS



Submitted By Ray Meifert

While in Naples, Florida, my daughter and I toured replicas of the *Niña* and the *Pinta* of the famous 1492 voyage of Columbus. The two ships

are owned by The Columbus Foundation and are the most historically accurate replicas of Columbus Ships ever built. The *Niña* is a replica of the ship on which Columbus sailed across the Atlantic on his

(Continued on Page 5)

SCHEDULE OF EVENTS:

– Open Boating every Tuesday and Thursday 5:00 - 9:00pm and every Sunday 4:30 - 9:00pm –

May 18, Tuesday7:00 p.m.-:9:00 p.m.Membership Meeting
June 13, Sunday11:00 a.m-5:00 p.m.Parade Of Boats
June 15, Tuesday7:00 p.m-9:00 p.m.Membership Meeting

COMMODORE'S CORNER



By Joe Steele

THREE POND RACE

The boating season is well underway with a good number of members using the pond during the week and on Sundays. It's a great way to get to know the members, get solutions to modeling problems and see how well you model runs. Please take advantage of the vast source of knowledge in the club.

Fred Ferris really did a outstanding job running the "Three-Pond-Race". It was one of the best organized event I have see in the club. Due to the weather he had to adjust things a bit but personally speaking, I had a really fun time. All the racing was hotly contested with the biggest challenge going to the sailors trying to deal with the heavy wind. Medals and gift certificates were given to the top and bottom finishers. Thanks Fred for a job well done!

CLUB SHIRTS HATS ETC.

Contact:

Kevin Waldo

Cub Burgees and Stickers

Contact:

Mickey Kirihara

This month's meeting is a planning meeting for the "Parade-of-Boats". John Bishop is the chairman and with his leadership and experience it will be another successful day. Bring your ideas to the meeting and be ready to volunteer to help. This is a great opportunity to show off you boats, run in front of a large crowd and spend a day with the members. During the meeting we will have time for "Show-and-Tell" so bring your current projects. Too many model boats is never enough.

— Joe Steele

SAIL INTO
HobbyTown USA®

Quality Service · Great Prices

\$5 OFF
purchase of \$25


Brooklyn Park, MN · 7916 Brooklyn Blvd · (763) 424-6052
Hermantown, MN · 4879 Miller Truck Hwy · (218) 723-7114

Take \$5 off your next purchase of \$25 or more. Not valid with any other offers, coupons or on the sale of gift cards. Limit one per customer. Present coupon to receive discount, valid at the Minneapolis, Hermantown, & Brooklyn Park MN HobbyTown USA® store locations only.

www.hobbytown.com

AT THE MEMBERSHIP MEETING

APRIL 20, 2010



By Julia Moen


Joe Steele opened the meeting with greeting all attendees and welcoming visitors. We had 1 visitor: Jack. This months meet-your-member is Dick Walker. He lived in a suburb of Chicago; he taught school and coached football for many years. He moved to Richfield in the 1970's and retired in 1996. He went out on a canoe and has loved boats since. He even bought a Seascount on Lake Harriet. His mentor is Paul Olsen. Jack Johnson won the Nautical-Know-It-All prize for last month. The presentation given by Tim Smalley about submarines was very educational.

Did you know that remote controlled model subs have been around since the late 1800's? Actually in 1897 the Nikola Tesla was the 1st radio controlled boat of any kind. In 1955 when Tim was in St Mary's Hospital, his Dad brought him a book about submarines and that is how his fascination with submarines started.

Tim made a powerpoint presentation discussing all aspects of submarines. People working with building submarines like the mechanical challenge and the scale modeling challenge. There are many details regarding submarines that I actually never thought of until now. Pools and clear lakes are best for subs and that there are many other factors that come into play like depth; distance; water chemistry; diving tech--niques (with or without ballast tanks); which kit should I buy to get started; and even how many channels do I need. You will need an angle keeping device and at least a 75mhz radio (1 channel for each function: speed control, stern planes, rudder, ballast tank, bow planes, and one for everything else. I have only skimmed the top of the water surface with this report, for "in-depth" details, I'm sure Tim Smalley wouldn't mind you contacting him if you are interested. Dan Lewandowski's sub was about the Seawolf attack submarine 1.5 volt battery, 25mm computer fan. "Big Dave" provides instructional kits. Gary Phillips had 1/32nd scale 7ft long sub with 2 pumps inside. Joe Steele showed the "Crick" model sub.



This months meet your member, Dick Walker.




Tim Smalley describing the pump ballast tank



Kevin Waldo "submerged" in deep thought...

NAUTICAL KNOW-IT-ALL

"S" IS FOR SAIL NAMES..



By Dan Lewandowski


There is almost an unending list of nautical terms and names of lines, sails, and other parts of ships and boats. Even the names of sails number in scores. Can you name just six sails that begin with the letter "S"? The

word "Sail" alone doesn't count. Because some members get the newsletter before others, let's try a new approach to submitting an answer. At the May meeting, we'll collect answers submitted on paper. If more than one correct answer, we'll have a drawing to pick the winner. Let's see, spinnaker.... Good luck!

Last month's answer: The sail is a lateen (from French latine, meaning "Latin") or latin-rig sail. It is a triangular sail set on a long yard mounted at an angle on the mast, and running in a fore-and-aft direction. The earliest evidence of lateen sails is from a picture on a necklace discovered in Tell Abraq, UAE and dated back to 300 B.C.



Three Pond Race Photos by Wayne Snyder



Fred Ferris judging the race



Three Pond Race Photos by Tim Smalley More Photos next month

DISCOVERING COLUMBUS' SHIPS (CONT.)




three voyages of discovery to the new world beginning in 1492. Columbus sailed the tiny ship over 25,000 miles. That ship was last heard of in 1501, but the new *Niña* has a different mission as a floating museum, as it visits ports all over the Western Hemisphere.

The *Pinta* was recently built in Brazil to accompany the *Nina* on all of her travels. She is a larger replica and offers larger deck space for walk-a-board tours and has a 40 ft air conditioned main cabin down below with seating.

These two examples are of a type of sailing ship-the caravel- of such clean, sculptured, honest design that it was produced for upwards of 125 years. With its Scandinavian style bow and midsection and its combination square and lateen rigging it was probably the best open water sailing vessel of its time- that pivotal time referred to as the 'Great Age of Discovery'.

In 2010 these two ships and their crews will visit over 36 ports. If you have a chance to see them, I would highly recommend it. It was like stepping into the past.

- Ray Meifert





THREE POND RACE

By Don Westley

The annual Three pond race was held on Saturday, May 1. It turned out to be a very windy day, resulting in some wet, fast, and furious racing events!

As an observer (having nothing appropriate to run) I have some impressions. Official race results will be presented by the 3-Pond Race Chairman, Fred Ferris in the next newsletter and the coming membership meeting. Apparently, most of the races were reduced to exclude the end ponds, primarily the south pond, which was especially turbulent from the strong and gusty wind conditions.

The fast boat and scale electric boat racers entered the end ponds just far enough to turn around and beat back into the channels. Not that many boats were there to create any crowded race conditions, but the ones that participated were respected for their endurance! The tugboat category was also quite limited in participation, with Theodore wrapping up the race. The sailboat races were staged exclusively in the center pond, also due to wind conditions. The most interesting race involved the Fairwind class sailboats, which had the largest number of participants.

It was a tough race, only half the boats entered were able to finish. Joe Steele and Larry Wheeler manned the Pelican a number of times to rescue Fairwinds in trouble. These races would not have been nearly as successful without Larry Wheeler's buoy placement services. The large sailboats proved to be

more capable in the strong wind conditions, but there was damage sustained by some participants in this race. Mighty Mary, the largest sailboat present, snapped a mainsail boom, but went on to finish. Everyone there seemed to enjoy the Event. Attendance this year was very good, especially the Fairwind turnout. The success of the 3 Pond Race this year were largely due to the promotional efforts of the event Chairman, Fred Ferris, who not only organized the event, but officiated each of the races, making race course modifications appropriate for the difficult conditions. Thanks, Fred!



Strong winds prevailed during the Fairwind Race



Have no fear, Joe Steele is here, to the rescue!

RICHFIELD
612-866-9575

LITTLE CANADA
651-490-1675



OPEN...MON-FRI, 10:00-9:00...SAT, 9:30-5:30...SUN, 12:00-5:00

SHOW YOUR EMYC CLUB CARD AND RECEIVE
10% OFF ON ALL NON-DISCOUNTED ITEMS !

Richfield
6410 Penn Ave. S.
Richfield, MN 55423
(1 blk S of LUNDS)



Little Canada
82 Minnesota Ave.
Little Canada, Mn 55117
(Hwy 36 & Rice St.)

BUILDER'S CORNER



By R.U. Stuckonit

TIPS & TRICKS WITH EPOXY

CREATING BALLAST

To get ballast as low into a hull as possible or to fit it into oddly shaped spaces can be a problem.

Keeping the ballast removable to allow for future adjustment is also a challenge. One approach is to use a "bag of shot".

Buy some lead shot at Gander Mountain or other source. Add some shot to a flexible plastic bag and place the bag into the desired space in the hull. Massage the bag into place, letting the shot and bag form into the space.

Add shot until the proper weight is achieved. Now, pull the bag and shot and add just enough epoxy to the bag to lightly coat the shot. It doesn't take as much as you first think. Massage the shot until it is all coated (Gently! Don't break the bag!).

Replace the bag into the desired space and again massage it to fit the space. Make sure the final shape of the bag will allow it to be pulled when the shot hardens into a solid mass.

After the epoxy hardens, you will have a custom shaped, removable weight with the advantage of no risk of loose shot spilling all over inside the hull.

Part 2 of this article, next month..

MARITIME EAST COAST FALL TOUR

The Wisconsin Maritime Museum is leading a trip to the Maritime East Coast, September 10-15.

It's a great opportunity to see some of the East Coast's maritime museums and seaports, Mystic Seaport, the Herreshoff Marine Museum and America's Cup Hall of Fame, the Navy's Submarine Museum at Groton. . .we'll go sailing in Boston Harbor and in Baltimore, our final destination where the follow-up event is the annual conference of the Historic Naval Ships Association, held in conjunction with the 9th Maritime Heritage Conference, September 15-19. Contact Bobbie at the Maritime Museum at 1-866-724-2356 for more information.

Special Thanks...

To members that contributed to this Sail & Scale issue : Dale Johnson, Ray Meifert, Dan Lewandowski, Don Westley, Tim Smalley, Wayne Snyder, Joe Steele, and Julia Moen.

Trivia Question

"What is an 'ash breeze'?" Answer: No breeze or wind...calm
A condition which necessitated breaking out the oars of sailing ships which were traditionally constructed of ash-wood.



EDINA MODEL YACHT CLUB

Centennial Lakes Centrum
7499 France Avenue South
Edina, Minnesota 55435
www.emyc.org



MAY MEETING

TUESDAY, MAY 18, 2010 7:00 P.M.
CENTENNIAL LAKES GARAGE BAND ROOM

AGENDA:

Final Parade of Boats Planning - Bring your ideas!

Special Interest Contacts:

Scale Boating:

Dan Lewandowski [REDACTED] [REDACTED]

Sail Boating:


Tony Johnson [REDACTED] [REDACTED]

Fast Electric:

Dan Proulx [REDACTED] [REDACTED]

2010 Board Members

Commodore: Joe Steele
Vice Commodore: Paul Olsen
Vice Commodore: Don Westley
Vice Commodore: Dick Walker
Vice Commodore: Kevin Waldo
Secretary: Julia Moen
Treasurer: Larry Wheeler



The **Edina Model Yacht Club Sail & Scale Newsletter** is published monthly except for December.

Newsletter Editors: Todd & Julia Moen



Webmaster: Dale Johnson



Please send articles by email to:



Deadline for articles to be considered for the
April publication will be
Friday May 28, 2010

