



---

## February 2022 Membership Meeting, News and Other Things

### At the Meeting

We didn't zoom this meeting because of the intermittent connection to the City's wifi that we experienced at the last meeting and on occasion during last year's meetings too. The City's IT people came out to the building and "reset" the equipment but noted that the signal does vary throughout the building due to the walls. Our own investigation after the meeting indicated that the signal is fairly uniform throughout the building, including in the meeting room, with a bit better signal near the staff break room. We will continue to experiment and will hope that the re-set improved the consistency of the wifi system.

### Ongoing items:

We will proceed to update the graphics on the 20<sup>th</sup> Anniversary board to the 30<sup>th</sup> Anniversary, and to get pricing for the feather banner. If you have suggestions for either (see last month's newsletter for the photos and graphics of each - remember all newsletters are on our website) let me know asap. I would like to add to the feather banner "Established 1991". Would you be willing to make these happen? Let me know and I can get you the boards and the graphic files.

### Rules of boating:

Tiffany will proceed with the preparation of a sandwich board for the rules. She asked if the club would pay for the board which I enthusiastically said we would so long as the board includes endorsement by the City of Edina and/or Centennial Lakes Park Management. Without the endorsement the rules fall flat.

### Breakfast and three pond races:

Terry and I ate at Pinstripes Sunday Breakfast Brunch the other week and confirmed that all the items were very good. We will contract with Pinstripes to provide food for this April 30<sup>th</sup>, Saturday, event.

### Show and tell:

There are a lot of items in the cage storage area from years gone by but there is one item that I have been noticing in the cage for several years. I bounced it off a couple of members that I thought we should get it out on the water again. Here it is:




Thank goodness for Jeff McCabe to fill us in on the history of this piece. If you have not seen this before it is a scale model dock. It weighs very little as most of it is foam flotation. Look carefully at the photos above and below and you will see the mooring bollards. The dock was made by Jim Smith and I can attest that it is very well made. Jeff continues: "The dock was used during EEEasy event July 1994 (newsletter photo Aug 1994). I think this photo is from 1995:"

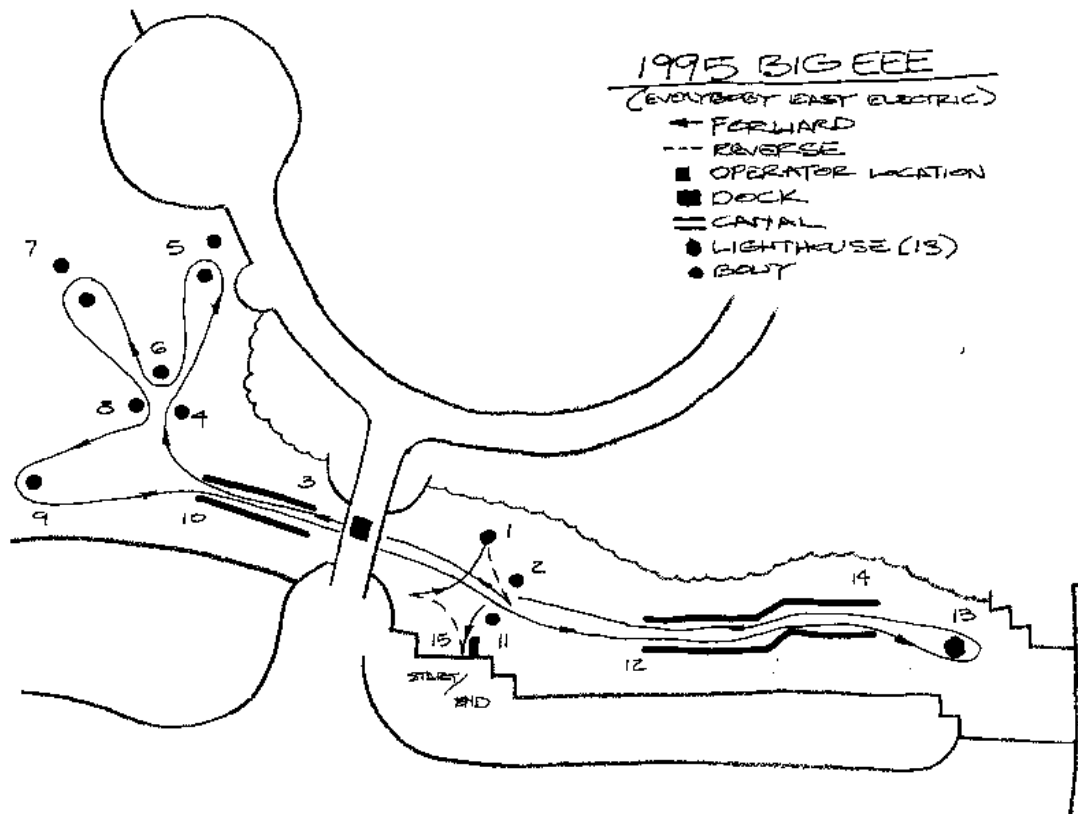


Note the floating PVC tubes in the straight and zig-zag configuration. I love these old photos of the park. Can you tell where this is? Hint - notice the discontinued wall on the left.

Another photo from the 8/94 Newsletter:



The dock was also used at the Parade of Boats. And here is the layout of the full course:




The paddle boats preclude a course in the channels but I wonder if we couldn't devise a course in the center pond, or on the north or south ponds. This would be a lot of fun. We have several buoys, and the dock was part of the layout (see item 15 in the layout). You could have boats "dock" in different bays of the floating dock based on




size. Volunteers needed to get this event up and running, and I think it would be very rewarding.

Final thought on the dock was how to secure it to the wall of the ponds. Here is how it was done in the past:



Note the reddish board with the rod. The board lays on the pond perimeter wall and the rod extended down through the small holes in the dock. We could not use the boards on the sidewalk next to the pond wall as they would be a tripping hazard, but we thought a rod through the holes in the dock directly into the pond bottom would work well and allow for the dock to move up and down with the water level.

From the same era in the club history is a boat that Glenn Anderson built, the John Fitch:



Mike Corbett brought his completed canoe that was first in concept at show and tell in February 2018. At that meeting Mike displayed several sized forms for canoe building:



Mike explained that he always wanted to build a full size canoe from scratch and did the model version as a warm up. Based on plans from Ted Moores, Bear Mountain Boats, Mike adjusted scale on a copy machine for the various sized forms in the photo. The canoe was actually completed about a year ago. Here is the finished boat:







Built of western red cedar, walnut, mahogany and cherry, plus paddles of basswood, that is 5 woods in all. Lots of bands and clamps to glue the strips to conform to the shape of the forms Mike used Tight Bond wood glue. Outside finish uses Spar Urethane on two layers of fiberglass, 12 coats with sanding starting with 400 grit, then 2000, 3000 and finally Meguiar's polishing and rubbing compounds. Interior is Danish Oil. The cedar strips came from Menard's deck spindles and in making the 1/16 inch thick strips Mike says there is more sawdust than wood strips created.

I love these canoe models, and who doesn't like a canoe in general. Symbol of transportation in the early discovery years of this continent, there is a romance of adventure about them, just like full sized craft but on a more personal level. If you are a fan of canoes, and canoe adventures, you have surely read the all-time classic "Canoeing with the Cree" by Eric Sevareid. As a young boy in 1930 he and friend Walter Port set out on a trip from Minneapolis to Hudson Bay. The trip is full of adventures along the way and full-on wilderness. In 1987 two boys from Duluth completed a similar trip. Scott Anderson's book "Distant Fires" describes their trip from Duluth up Superior to the Grand Portage, then west through the Boundary Waters to finally meet up with the route taken by Port and Sevareid. I love this book! Told tongue in cheek and not afraid to poke fun at themselves. Example: to lighten their load along the voyageurs overland portage route of the Grand Portage they decided to leave their tent behind. What could go wrong?!?! Then there is the book "Adventure North" by Sean Bloomfield who with a friend straight out of Chaska High School in 2008 exactly duplicated the Sevareid trip. Great fun to read about the original trip 78 years later. There are many other books about canoe adventures and I can also recommend Sigurd Olson books, including "The Lonely Land".

### 30 Years Ago

- Ralph Peter wrote about his trip to San Diego and participation in the mini Americas Cup One Design races on November 30<sup>th</sup>. Sailors were winners of 7 regional US regattas and 4 international regattas, plus walk-ons like Ralph for a total of 22 skippers. Weather was rough with high winds for challenging conditions. While at the races Ralph talked with Bob Stein, President of the Vancouver BC Model Yacht Club and of the Canadian Model Yacht Club. Bob is

also a renowned designer and builder of Marblehead boats. In the Vancouver club the high cost of their chosen racing boat was cause for their membership to dwindle and they had not had a new member for over 6 years. They decided to do something and created three more affordable classes and thereafter started picking up new members.

- John Bishop wrote an article on the care and maintenance of radios.

For the complete newsletter go to:

[http://www.emyc.org/NewsLetters/92\\_NewsletterFebWeb.pdf](http://www.emyc.org/NewsLetters/92_NewsletterFebWeb.pdf).

### Coming Up

Digging the dock out of the cage it was very apparent it is time for another cleanup of the cage area. This time it is just going to be a cleanup, no major things to go through or re-arrange. Let's plan on Saturday, February 26<sup>th</sup> at 10:00 am. It would be very helpful if you have a shopvac with brush attachment to bring along. Every surface needs to be vacuumed to get the area back to less than filthy. With help it has taken a couple of hours in the past.

Keep going on your projects and see you at the March (already!) 15<sup>th</sup> meeting!

John Bertelsen  
*Commodore*  
*Edina Model Yacht Club*



Vice Commodores: Gary Tschautscher, Tim Crain, Rob Segal  
Treasurer and Membership: Julia Moen  
Sailboats: Tony Johnson  
Scale Modeling: Kevin Waldo  
Fast Electrics and Website: David Petrich  
Zoom Meetings, EMYC and ODOM Forums: Gary Tschautscher  
Dry Dock Party: Terry Bertelsen  
Face Book: Richard Dahlquist, Todd Moen