

EDINA MODEL YACHT CLUB

SAIL & SCALE

NEWSLETTER

May 2024 Membership Meeting, News and Other Things

As I was rolling around in my head what was going to be in this month's newsletter it came to me that a good motto for the club might be "Come for the boats, stay for the people". The club has many people that are out in the forefront and get featured in the newsletter, and there are those that have a more quiet participation that is not necessarily in the limelight. With that in mind, and that we lost a couple of important people recently, I am going to do things a bit out of the usual order.

In Memoriam

Pat Olsen





Paul's wife, Pat, passed away peacefully at home after a long battle with dementia. Paul and Pat were 70 year sweethearts since high school. Many of us have very supportive spouses who enjoy the social aspect of the club, and so many of us knew Pat through her graciously sharing her home with the many, many members that were privileged to visit the holy grail of hobby shops, otherwise known as the garage/shop behind Paul and Pat's house. All of us that visited their home during Pat's battle got to see the wonderful family support from their daughters Suzy and Maria and granddaughters Katie and Maddie, not to mention from Paul. When you get to know the personal lives of people in the club you can really understand the depth of how interesting our members' lives are. At Pat's service the family had put together many photos, and the one next to where Paul was sitting was the one I was looking for. As Paul said, "these are my two main loves":



That is Pat, and their Series 1 XKE Coupe that is still in the garage! They toured all around the country in that car! Pat was also a very accomplished seamstress. Did you know that she made the sails on Paul's famous Marblehead boats? Simply a very lovely and talented lady that we were privileged to know.

Tom Waldo

Now usually we think of things being passed down from one generation to the next, but this is a case of water moving up hill.




That is Tom with his son Kevin whom we all know of course. Kevin is a long term member of the EMYC and it was from Kevin's enjoyment of the club that his father, Tom, and Tom's wife Muriel, became members. Kevin saw to it that his father started a boat fleet of his own. A Bristol Bay Trawler was followed by a classic Chris Craft.



Tom was nothing short of a real character. Always in a good and playful mood, and always the kidder. I remember him talking about their winters in Arizona and all the fun they had at the seniors development with so many activities. Tom was usually at the members meetings too and would sit to my immediate left and comment and kibitz on the goings on during the meetings, many comments tongue in cheek, despite being hard of hearing. It was always a pleasure to see that Tom was at the pond and to be sure to sit next to him for a while to get the positive view of the world. The club needs more characters like Tom Waldo. Tom will be greatly missed! Tom's service is June 1st at 11:00 am, at Brunswick United Methodist Church, 6122 42nd Avenue North, Crystal, MN 55424.

Coffee and Pastries

The fabled luck of the EMYC was with us for the spring opener. Nasty weather preceding and the day following, we absolutely had a perfect day! About 30 people signed up and final head count was closer to 38! Lots of boats there and the boating continued long after our 12:00 closing time.



New members were there too, coming to see what the club was all about and completing the membership form! Just a very lovely, lovely day and could not have been better to kick start the season!

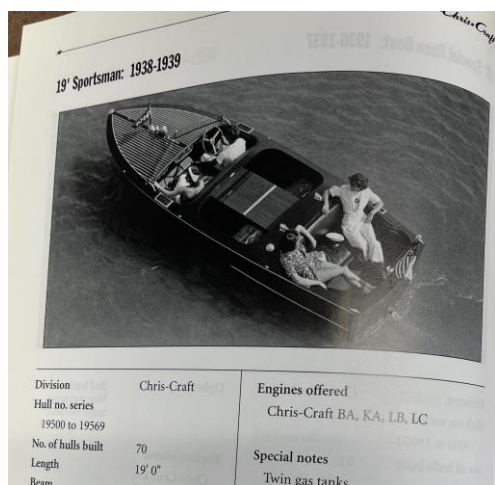
Retirement Plans Gone Right

Rob Segal recently sold his company and landing on his feet took off on retirement. To further his retirement goals Rob purchased a new man-cave/garage condo in Watertown. This met his and his wife, Sue's, goals for Rob's retirement as the in-home shop that Rob has been working out of runs the risk of getting dust into other projects at the house. And Rob has big plans for retirement which he shared in a retirement/open house man-cave party. The garage has the requisite oversized overhead door, and Rob finished it off inside with a loft for the kitchen and a place to relax, maybe watch a little tv, and the work area and bathroom is on the lower level. Many things from his life were on display along with projects for the future.



You really needed to be observant to take in all that was in there. Upper left and right photos give a hint at all the equipment, nothing less than professional there, more or less in the center under the loft was a beautiful work table made out of wood with history galore, and tough to see in the far back left corner was a machine that I don't exactly know what to call it that weighs 8,000 pounds. Dave Petrich said Rob made the frame for one of his project boat's windshield on that machine, the typical vee shaped window frame for a Chris Craft type boat. Wood working, metal working, welding, hand tools of all types on site! Up in the loft was the kitchen complete with

microwave, refrigerator and sink. Now look lower left and under cover is the Chris Craft Sportsman soon to be in renovation. Here is the boat in one of the two Chris Craft books that were on display:



Yet more, if you are especially observant, in the kitchen photo, background, there are two bicycles mounted on the wall.



On the left is a beautifully restored race bike, on the right a gorgeous touring model. Rob must be a collector, right? Well yes, and there is more to it. In his teens Rob worked for a custom bicycle builder and Rob would build bikes for himself, ride for a while then sell them on. In between the bikes in the left photo is another photo shown larger on the above right. That is Rob at 19 years old, other than just a bit more svelte in the photo, he pretty much looks the same today. The story that goes with the bike that is left on the wall, which is the same bike in the center photo, is worthy of listening to the whole story in detail from Rob himself. The very basics are that Rob built the bicycle in the 1990's, sold it on, decided he never should have sold it, many years later chancing to contact the person he sold it to (via internet search) who had no idea where it was, many years after that a chance look at Craig's List, and being reunited decades later. If you can find the time to get the full story from Rob it is very satisfying.

It was a great, great party, many thanks to Rob and Sue for inviting us to share in the grand opening! Actually, with just the addition of a cot in the loft I would consider this senior living at its best and not just a man-cave.

At the Meeting

If we lucked out on the weather for the spring opener you would think that with the weather service doing their best to scare everyone with big rain, flooding, thunder and lightning and tornados on meeting night that no one would show up. You would be very wrong. Just before the meeting there was a downpour at the park and the water was definitely up on the ponds.



This is the view out of the garage door in the maintenance shop towards the boat launch. The water is near the top of the launch!



This is the north pond and that is the peninsula underwater!
(photo by Jay Nelson)

There was a great turnout for the meeting!



We have the luxury of underdeck parking so the rain that was still coming down light and steady was not a problem. During the meeting thunder was loud and heavy, sounded like we were below a bowling alley for giants. The meetings of late are packed with all kinds of things and I really have difficulty keeping up much less reporting on what went on. What you see in the newsletter is maybe 30% of what goes on.

We started with discussing the Parade of Boats. Here are the highlights:

- Hours from 11:00 to 4:00.
- Dick Walker is having to miss the parade for the first time ever, and we need people to man the “Builders Corner” If you have a project under construction it is the perfect exhibit. If several people will volunteer people can trade off being at the “Corner” and on the water.
- Smoking barge and water skiers at Noon, 1, 2, and 3:00.
- Lake Minnetonka Historic Society will be there with their incredible Minnehaha Streetcar Steamboat that was featured in the February Newsletter.
- Hub Hobby may also be there and need a table to display kits and boats.
- There will be an outdoor microphone for people to talk to the crowd about the club and boats. This is all impromptu and I will take a turn at this but don’t be shy to step up yourself.
- Help is needed to set up. Arrive as soon as you can after 8:00. We can’t do the higher up things ourselves anymore so we will need to work with park personnel.

We have had some extraordinary advertisement for this year’s parade so barring really terrible weather we should have a big crowd. This means please bring your boats to display, run as many and as often as you can for the whole show, and please, please don’t take them home before the end of the show if at all possible. First and foremost we are there to put on a show, and with the attention we are receiving we need to put on a good one. Here are some of the notices we have been fortunate to have:



This is a full page in the Land-O- Lakes Classic Boat Club magazine. Rob Segal gave the organization some basic information in hopes of a nice mention, instead we got an entire page!

This is a full page ad in the City of Edina Community Guide. Plus I reviewed a press release that the City is going to be doing.

The first batch of name tags were in.



Many, many more were ordered at the meeting. Price is \$9 if you order with others, \$11 if you order individually. Contact Dave Brinkman if you would like one:

Shirts were in too! Rob Segal brought the two shirts we are offering right now.



The first is a polo (left) and is a very nice shirt for our presentation events. Price is \$42. The second is the official Jay Leno shirt (right). If you have seen any videos of Jay he is always wearing blue jeans and a blue cotton button up shirt. Price is \$37 and this shirt is very casual. Rob also had various sizes of each and many people ordered both, a few just one. Sizes for me on the polo ran one size small, so I would usually need a large and I ordered an XL, in the blue cotton shirt I got a large. Both shirts will come with an embroidered new logo, same as on the name tag, where the left breast pocket would be. If you would like a shirt contact Rob at . If you would like to try the size first we are hoping that the first batch of shirts will be ready for the Parade and you could see them there. Rob looked into tee shirts but with a printed logo and something else on the back the price was very similar to the above shirts and we will not be doing those right now.

Show and tell was full of boats in various stages of assembly. I, along with many others, are just astounded at the boats that people are building and bringing into the club.

Dick Walker brought a static display boat that was just completed by his son JD. You may remember that in January JD completed a repair and full rejuvenation of a full rig sailing ship for Kathleen O'Donnell who contacted us through our website. That boat is about four feet long:



Dick provided an update on Kathleen's boat. Moving it from JD's home was a very tender situation. All that rigging is just begging to be broken, but it was shipped to a

company that is making an enclosed case for display. Hopefully I can get a photo of the completed display to close out that project.

JD's current model is a bit smaller this time, but very detailed:



Vern Bollesen would have heartily approved! A real beauty!

New member Steve Meyer was at the meeting in February with this boat mostly assembled, but still a lot of work to be done. The boat is a Jersey Tug, kit from Dumas but so much more.





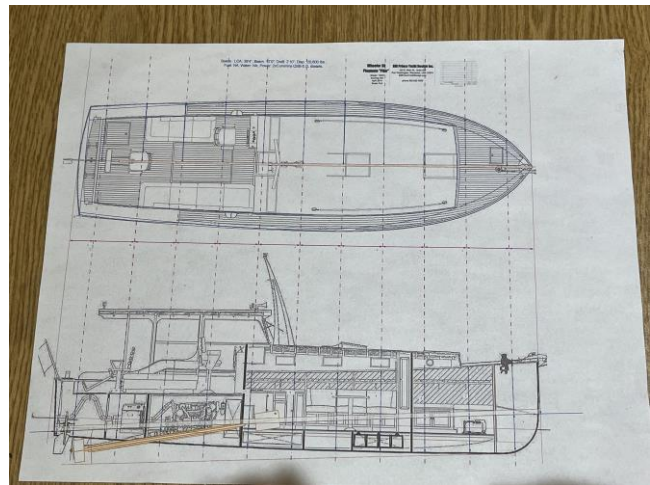
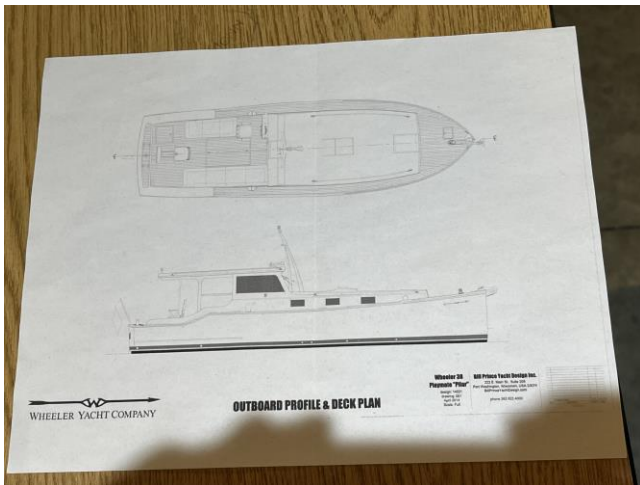
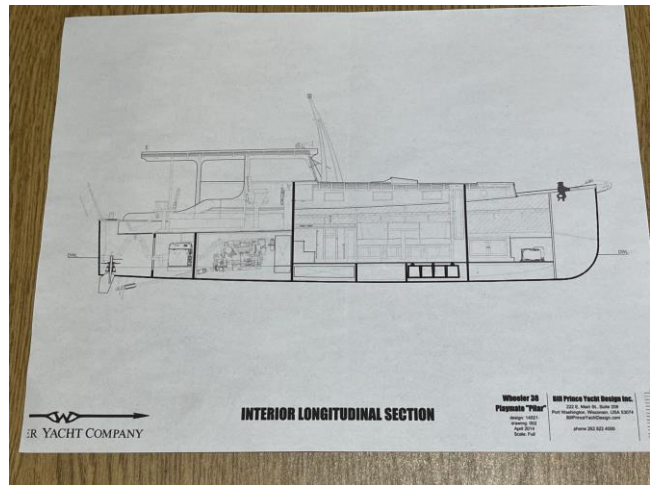
Lots of details to take in. First the boat is named after Steve's wife who objected just a bit to weathering the appearance as the boat was very handsome freshly painted, but it came out very well. Water canon sprays and rotates, smoke stack is a 3D printed one-off to replace the uninspiring stack that came with the kit, and there are other 3D printed accessories on the deck too plus the pilot house is fully decked out. LED lighting is very well done! For the history on the railroad aspect of these tugs here is the YouTube link again: <https://www.youtube.com/watch?v=ci0'Z3agnFuA> .

Dave Petrich is a building machine lately! Here he is with a boat he and Kevin Waldo are working on together.



This looks to be a very interesting boat, Japanese in design and kit, the instructions are also in Japanese as well as English, but from Dave's description they might as well be in Japanese only. The good news, the wood parts are laser cut and extremely precise. Shafts that pass through multiple bulkheads are perfectly in line. Can't wait to see this one further along.

Paul Wyatt brought his full custom, no kit, 1:12 scale Ernest Hemmingway boat in progress.



The lines are extremely interesting on this boat, and the history of the real boat is also fascinating. The Wheeler Yacht Company never published the plans for the real boat but they did slip out so that Paul was able to get the basics to build the model. Another boat that will be quite different when it is completed. The wood pieces are all cut by Paul from old stock maple, and you need to be up close to see the detail on the bow deck. Very impressive!

Tim Kowalik is adding detail to the Chris Craft he had just completed for the last meeting. Tim is perfecting new 3D printing techniques. The robot characters piloting the boat are new, and the splash rail along the hull is also a product of a maiden run where the interior got extremely wet from spray off of the hull. There were two areas in the boat interior that held water that you could not get at to remove the water, and in general the interior was getting drenched. So the rail was added, the interior was epoxy coated and the inaccessible areas filled.



But the really interesting development was the steering wheel. The kit wheel was far too plain so Tim 3D printed something different. The first was all black, but it too was not interesting. Second printing was two colors and that wheel is on the right in the above-right photo. 3D printing leaves sharp, fine edges that require sanding, then epoxy coating, which produced the middle wheel. The final wheel is on the left, same two color printing, but to smooth out the printed wheel Tim suspended the wheel in a closed container, added acetone, then heated the acetone to convert to a vapor. The vapor melts the plastic and produces a very nicely smooth finished piece. Next Tim installed a magnet to hold the wheel in place while allowing it to be removed to service the battery and mechanicals. Typical Tim, details abound and very clearly thought out and executed!

Rob Segal, a recent DF 95 owner, developed a template to help seal the (can't figure out how this is so terrible) hatch to access the battery and electronics.



On the left is the peeled-off adhesive hatch surround, and on the right are the just printed cards with the seal ready for application. Rob says they are easy to print so let's give them a try if you have one of these boats. I will be sending some to the Tomah DF 95 regatta so that the sailors can try them out. I also have some extras.

And finally, Blair Harrington borrowed the derelict shipwreck that Kevin Waldo salvage off of the bottom of the center pond years ago. This model has been a wonderful diorama with skeletons on display at the Parade in past years, but Blair has something very special in mind. He gave us some insight but this is going to be something special in the future.

Did you talk to Dave Brinkman about getting in touch with someone to purchase a kit? Dave was also overloaded at the meeting and needs to have you contact him again so that he can provide you the information: .

Lost support family

Our third and final Corgi, Haunzi, passed away as an old boy just short of his 16th birthday. As I have said before in the newsletters no one in the club enjoys being in the club and at the ponds more than our Corgis did. We got Haunzi when he was seven, and he had lived with an elderly couple in the Brainerd area. When we got him the man had just passed away and Haunzi was his dog, and his wife was a cat person. We were going to place Haunzi with someone else but by the time his Lyme disease and overweight were addressed he was going nowhere. I remember two very distinct club related events with Haunzi. The first was his first visit to the ponds, it was a farmer's market day. He wandered through the crowd with his mouth open and his eyes bugging out as he could not believe the wonder of it all. Later he became an old hand at visiting the ponds. On one Sunday he was at the center pond with our other two, Charlie and Katy. Charlie was a veteran of the ponds and was on the lowest sidewalk next to the pond with Haunzi. Charlie was busy staring at Todd Moen's backpack trying to will one of the dog treats that Todd kept in there into his mouth. Haunzi tried to pass between Charlie and the pond when, I am sure it was unintentional, Charlie gave him a bump with his butt and into the pond went Haunzi! What did Bill Cosby say in one of his routines, "you never beat a ghetto team in their own gym"? But Haunzi was a real club booster. Here he proves to be a companion to one of Janet Clark's clients from the Learning Exchange and visiting with Todd Formico at the pond:



And here he keeps Julia Moen company at the White Bear Lake Classic and Vintage Boat Show and discussing the condition of the pond with Kevin Waldo:



The purpose of including all of our dogs in the newsletters has been to illustrate how family friendly the club is for kids, spouses, friends and dogs, and how much they enjoy our activities. Not many hobbies can do that, but the boats, Centennial Lakes Park, and just about all our activities are very family welcoming. This club creates some wonderful family memories.

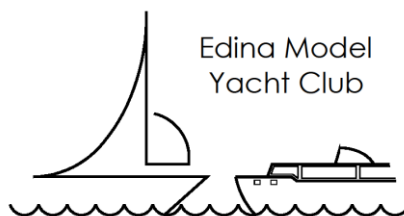
Coming up

Janet Clark and the Learning Exchange, center pond, Thursday, June 6th, 6:30 pm to 7:45 pm.

Parade of Boats, Sunday, June 9th, show is from 11:00 am to 4:00 pm, setup starts at 8:00. We will have drinks and snacks to get you through the day.

Membership meeting, Tuesday, June 18th at 8:00 pm.

John Bertelsen
Commodore
Edina Model Yacht Club



Vice Commodores: Gary Tschautscher, Rob Segal, David Brinkman
Treasurer and Membership: David Brinkman
Sailboats: Tony Johnson
Scale Modeling: Kevin Waldo
Website: David Petrich
EMYC, DF 95 and ODOM Forums: Gary Tschautscher
Dry Dock Party, Spring Breakfast: Terry Bertelsen, Julia Moen
Face Book: Richard Dahlquist, Todd Moen, Dave Brinkman
Off site events: Rob Segal